

TOP 10 NEW CAPABILITIES OF

STAAD.Pro CONNECT Edition

1

Combined Analytical-Physical Modeling

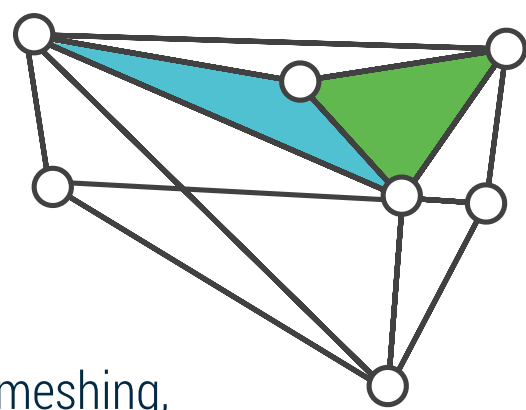
Automatically generate the analysis model from the physical model for simple BIM workflows



2

Full Structure Meshing

Automated physical to analytical meshing, including physical members and surfaces



3

Powerful Interoperability

Interoperate with Bentley applications like AECOsim, AutoPIPE, Revit or Tekla and more



4

Accelerated Speed


Manage large models with more load cases and combinations faster than any previous STAAD version



5

Bidirectional Change Management

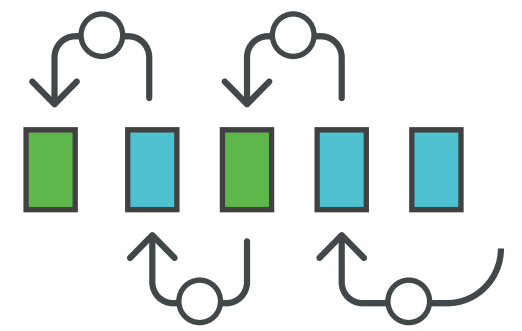
Easily manage and streamline changes to and from the BIM or structural model



6

Workflow-Based Interface

Efficiently navigate the new ribbon-based interface that is aligned with how engineers work



7

Advanced Analysis

Perform reliable and extensive analysis with solvers for Eigen and Ritz Analysis, Nonlinear P-Delta, thermal loading, and more



8

Enhanced Smart Editor

Streamline integration with your in-house solutions with the new Intellisense Input Editor for ultimate flexibility



9

90+ Design Codes Included

Take advantage of over 90 international design codes without having to purchase design codes separately



10

Update to CONNECT Edition to Realize New Savings

Customers who update and use their new CONNECT Edition applications are eligible to gain new savings



You get all these new capabilities along with a **streamlined UI**, **new digital workflows**, **in-product learning**, and more!

DOWNLOAD YOUR
UPDATE TODAY!

Learn more at www.bentley.com/CONNECT-STAAD

Bentley[®]